



2005

Planetary Transits of the Trans-Atlantic Exoplanet Survey- Candidate TrES-1b

Aaron Price

Ron Bissinger

Gregory P. Laughlin

See next page for additional authors

Follow this and additional works at: <https://cupola.gettysburg.edu/physfac>

 Part of the [Other Astrophysics and Astronomy Commons](#)

Share feedback about the accessibility of this item.

Price, A., et al. Planetary Transits of the Trans-Atlantic Exoplanet Survey- Candidate TrES-1b. *Journal of the American Association of Variable Star Observers* (2005) 34:17-22.

This is the publisher's version of the work. This publication appears in Gettysburg College's institutional repository by permission of the copyright owner for personal use, not for redistribution. Cupola permanent link: <https://cupola.gettysburg.edu/physfac/76>

This open access article is brought to you by The Cupola: Scholarship at Gettysburg College. It has been accepted for inclusion by an authorized administrator of The Cupola. For more information, please contact cupola@gettysburg.edu.

Planetary Transits of the Trans-Atlantic Exoplanet Survey- Candidate TrES-1b

Abstract

The AAVSO compiled 10,560 CCD observations of the suspected exoplanet transit object TrES-1b covering seven complete transit windows, three windows of partial coverage, and coverage of baseline non-transit periods. Visual inspection of the light curves reveals the presence of slight humps at the egress points of some transits. A boot strap Monte Carlo simulation was applied to the data to confirm that the humps exist to a statistically significant degree. However, it does not rule out systemic effects which will be tested with campaigns in the 2005 observing season.

Keywords

exoplanet transit object TrES-1b, light curves, planetary transits

Disciplines

Astrophysics and Astronomy | Other Astrophysics and Astronomy

Authors

Aaron Price, Ron Bissinger, Gregory P. Laughlin, Bruce L. Gary, Tonny Vanmunster, Arne A. Henden, Donn Ray Starkey, Daniel H. Kaiser, Jon A. Holtzman, Laurence A. Marschall, Thomas Michalik, T. Wellington, Pertti Paakkonen, Zsolt Kereszty, Russ Durkee, Kent Richardson, Robin Leadbeater, and Timothy P. Castellano

Planetary Transits of the Trans-Atlantic Exoplanet Survey Candidate TrES-1b

Aaron Price

AAVSO Headquarters, 25 Birch Street, Cambridge, MA 02138

Ron Bissinger

1142 Mataro Court, Pleasanton, CA 04566

Gregory P. Laughlin

UCO/Lick Observatory, Department of Astronomy and Astrophysics, University of California, Santa Cruz, CA 95064

Bruce L. Gary

5320 E. Calle de la Marzana, Hereford, AZ 85615

Tonny Vanmunster

Center for Backyard Astrophysics—Belgium, Walhostraat 1A, B-3401 Landen, Belgium

Arne A. Henden

Universities Space Research Association, U.S. Naval Observatory, Flagstaff, AZ 86001

Donn Ray Starkey

2507 CR 60, Auburn, IN 45706

Daniel H. Kaiser

2631 Washington Street, Columbus, IN 47201

Jon A. Holtzman

New Mexico State University, Box 30001, Department 4500, 1320 Frenger Street, Las Cruces, NM 88003

Laurence A. Marschall

Department of Physics, Gettysburg College, Gettysburg, PA 17325

Thomas Michalik

T. Wellington

Physics Department, Randolph-Macon Woman's College, 2500 Rivermont Avenue, Lynchburg, VA 24503

Pertti Pääkkönen

Amateur Astronomers Association Seulaset, Pursitie 1 Dz, FIN-80160, Joensuu, Finland

Zsolt Kereszty

Geza Fejedelem 40, 9081 Gyorujbarat, Hungary

Russ Durkee

Shed of Science Observatory, 5213 Washburn Avenue S., Minneapolis, MN 55410

Kent Richardson

San Diego Astronomy Association, San Diego, CA

Robin Leadbeater

The Birches, Torpenhow, Wigton, Cumbria, CA7 1JF, England

Timothy P. Castellano

NASA Ames Research Center, Moffett Field, CA 94035

Received December 10, 2004; accepted December 14, 2004

Abstract The AAVSO compiled 10,560 CCD observations of the suspected exoplanet transit object TrES-1b covering seven complete transit windows, three windows of partial coverage, and coverage of baseline non-transit periods. Visual inspection of the light curves reveals the presence of slight humps at the egress points of some transits. A boot strap Monte Carlo simulation was applied to the data to confirm that the humps exist to a statistically significant degree. However, it does not rule out systemic effects which will be tested with campaigns in the 2005 observing season.

1. Introduction

The Trans-Atlantic Exoplanet Survey (TrES) has announced the discovery of a planet, having 0.75 ± 0.07 Jupiter masses, transiting the star GSC02652-01324 (2MASS J19040985+3637574), a $V=11.79$ magnitude, K0V-type star, R.A. $19^{\text{h}}04^{\text{m}}09.8^{\text{s}}$ Dec. $+36^{\circ}37'57''$ (J2000) (Alonso *et al.* 2004). The Transitsearch.org project (Seagroves *et al.* 2003), in collaboration with the AAVSO, compiled observations from professional and amateur astronomers of predicted transits in the summer and autumn of 2004. Analysis of the photometry suggests possible post-eclipse brightening episodes after the egress portion of the TrES-1b light curve.

2. Observations

The AAVSO compiled 10,560 CCD observations of TrES-1b covering seven complete predicted transit windows, three windows of partial coverage and coverage of baseline non-transit periods (Figure 1; Table 1).

The amateur observations were done individually using a variety of equipment, comparison stars, and reduction software. Different filters were also used. For the

plotting of the phase diagram (Figure 2) the observations were transformed to a common zero point. Uncertainties for the individual observations are available along with the entire raw data set upon request to the AAVSO.

Additional photometry were provided by personnel at three observatories. The U.S. Naval Observatory Flagstaff Station 1.0m telescope observed in *B* using with a large set of Landolt standards (Landolt 1992) having a range of color and airmass. IRAF was used for all reductions. Observations were also provided by the Gettysburg College Observatory with a Photometrics CH-350 camera (SITe 003B back illuminated 1024K chip) on a 16-inch f/11 reflector, with standard Bessell filters (Bessell 1995). IRAF was used for flat-fielding, dark correction, bias subtraction, and MIRA for the photometry. In addition, The New Mexico State University 1m telescope at Apache Point Observatory observed using an Apogee AP7p camera with a 512×512 thinned backside illuminated SITe chip.

3. Analysis

Visual inspection of the light curves reveals the presence of slight humps at the egress points of some transits (Figure 3). These humps have amplitudes of around 0.005 magnitude and occur around 90 minutes after the transit midpoint. While most individual observations had uncertainties greater than 0.005 magnitude, when combined the uncertainty could be reduced by a factor inversely proportional to the square root of the number of stacked observations. A boot strap Monte Carlo simulation was applied to the data to determine the statistical significance of the humps. Given a suitably large sample size, the bootstrap method redistributes the existing data randomly, generating a synthetic data set. If done numerous times the procedure allows uncertainties in the data to be quantified without any assumption of a Gaussian distribution. A model for the egress portion of the transit was developed to fit the egress shape:

$$m = 0.1 \cos(0.071t + 0.5) e^{-0.040t} + 1 \quad (1)$$

where m is the amplitude in magnitudes and t is the time from the transit midpoint in minutes. 2,000 bootstrap runs were made on the datasets and post curve fit models. The results confirm that the suspected hump is statistically significant. Bissinger's dataset was tested twice for verification and returned a mean of 1.01026 (95% confidence level) and 1.01025 (95% confidence level), indicating a high level of reproducibility. High-precision photometry during the 2005 observing season is needed to confirm the brightening episodes.

4. Acknowledgement

The AAVSO acknowledges the Curry Foundation for funding of the CCD equipment used in observations by co-author Z. S. Kereszty.

References

- Alonso, R., Brown, T. M., Torres, G., *et al.* 2004, *Astrophys. J. Lett. Ed.*, **613**, L153.
 Bessell, M. S. 1995, *CCD Astron.*, **2**, 20.
 Landolt, A. 1992, *Astron. J.*, **104**, 340.
 Seagroves, S., Harker, J., Laughlin, G., Lacy, J., and Castellano, T. 2003, *Publ. Astron. Soc. Pacific*, **115**, 1355.

Table 1. Observed TrES-1b Transit Windows.

<i>Transit Date (JD)</i>	<i>Observers (Filter)</i>
2453250	Vanmunster (<i>V</i>)
2453253	Pääkkönen (<i>V</i>), Starkey (<i>V</i>), Vanmunster (Unfiltered)
2453256	Leadbeater (Unfiltered)
2453268	Kaiser (<i>V</i>), Marschall (<i>R</i>), Michalik (<i>V</i>)
2453271	Durkee (<i>V</i>), Gary (<i>V</i>), Starkey (<i>V</i>)
2453274	Henden (<i>B</i>)
2453277	Bissinger (Unfiltered)
2453280	Bissinger (Unfiltered), Gary (<i>V</i>)
2453283	Bissinger (Unfiltered)
2453286	Bissinger (Unfiltered), Gary (<i>V</i>), Holtzman (<i>V</i>)
2453289	Bissinger (Unfiltered)

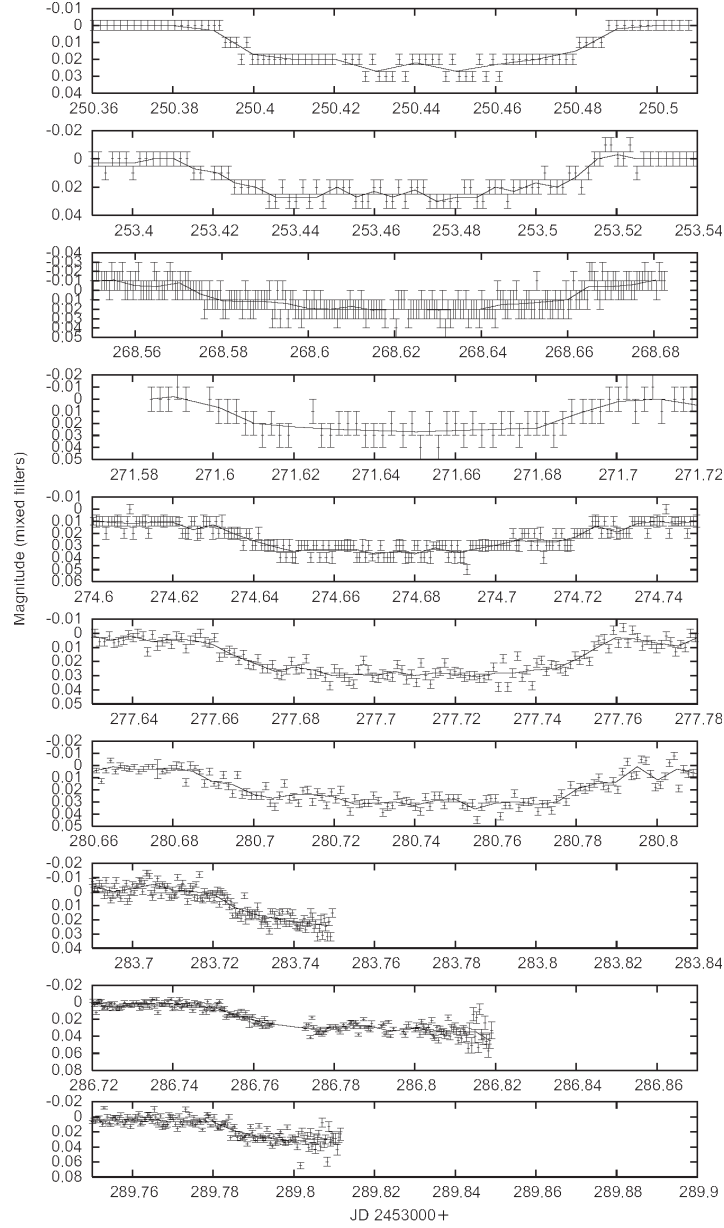


Figure 1. Light curves of ten transits of TrES-1b. Average line is 0.005d. For readability, lower precision data were omitted when higher precision coincident data were available. All measurements and individual uncertainty values are available from www.aavso.org.

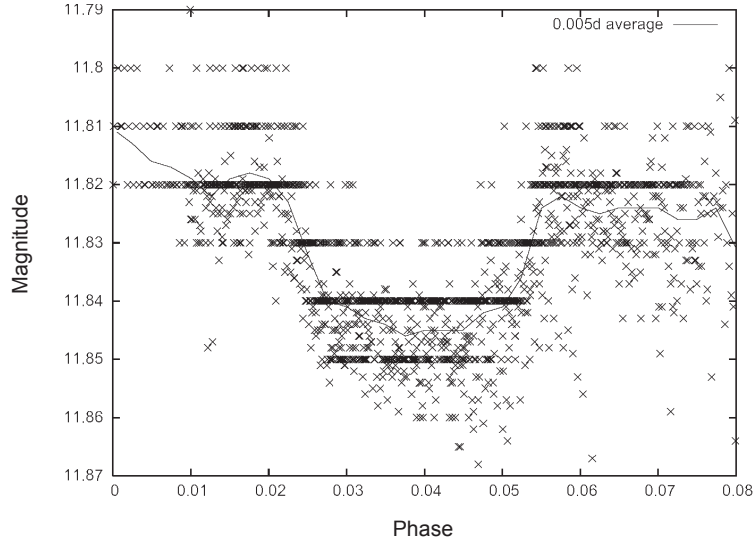


Figure 2. Phase diagram of TrES-1b with a 3.030065-day (Alonso 2004) period beginning at epoch JD 2453250.3204. Observations were a mix of filtered and unfiltered data which were offset to a common zeropoint. Banding is caused by observers who report 0.01 magnitude accuracy.

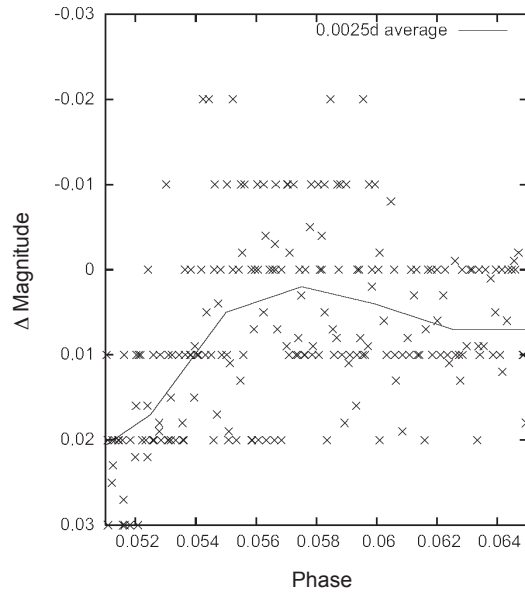


Figure 3. Detail of the phase diagram in Figure 2 to show brightening during the egress.